



Contents

Program counts	4
Number of program users	4
Number of each type of cannabis facility per county	4
Patient information	5
Patient counts by small area boundary	5
Medical cannabis cardholder growth	6
Patient age groups	7
Qualifying conditions	8
Patient activity metrics	9
Patient renewals per month	9
Patient purchase history	9
Transactions and sales	10
Month-to-month sales in \$	10
Cumulative sales in \$	11
Total order discount at pharmacies	12
Products sold by type	13
Sales per type over time in \$	13
Companies offering delivery to each county	14
Delivery in \$	15
Deliveries by county	16
Pickups in \$	17
Pickups by county	18
Registered recommending medical providers (RMP) information	19
Registered RMPs by county	19
Registered RMPs by license type	20
Cannabis production	21
Number of initial and renewal applications	21
Products sent to pharmacy for sale to patients	21
Amount of cannabis that licensees grew	22
Amount of cannabis that licensees manufacture into cannabis products	22
Cannabis and cannabis products the department tested & results of the tests performed	23
Lab results by lab facility	23

Inspections	24
Number of inspections performed at production establishments	24
Number and types of violations found	24
Appendix	25
Definitions	25
Patient information	25
Patients by county	26
Patients by small area boundary table	27
Cardholder growth	27
Delivery monthly	27



Utah Department of
Health & Human Services
Center for Medical Cannabis



UTAH DEPARTMENT OF
AGRICULTURE AND FOOD

August 2025 Report

Data retrieved 09/02/2025

Utah Department of Health and Human Services with Utah Department of Agriculture and Food

Center for Medical Cannabis
195 N 1950 W
Salt Lake City, Utah 84116

(p) (801)-538-6504
(w) medicalcannabis.utah.gov
(e) medicalcannabis@utah.gov



Program counts

Number of program users

Description	Count
Patients with active medical cards	103,736
Registered recommending medical providers (RMP)	997
Paper-only recommending medical providers (RMP)	202
Processor/cultivator agents	838
Pharmacy agents	863
Courier agents	334
Pharmacy medical providers (PMP)	89

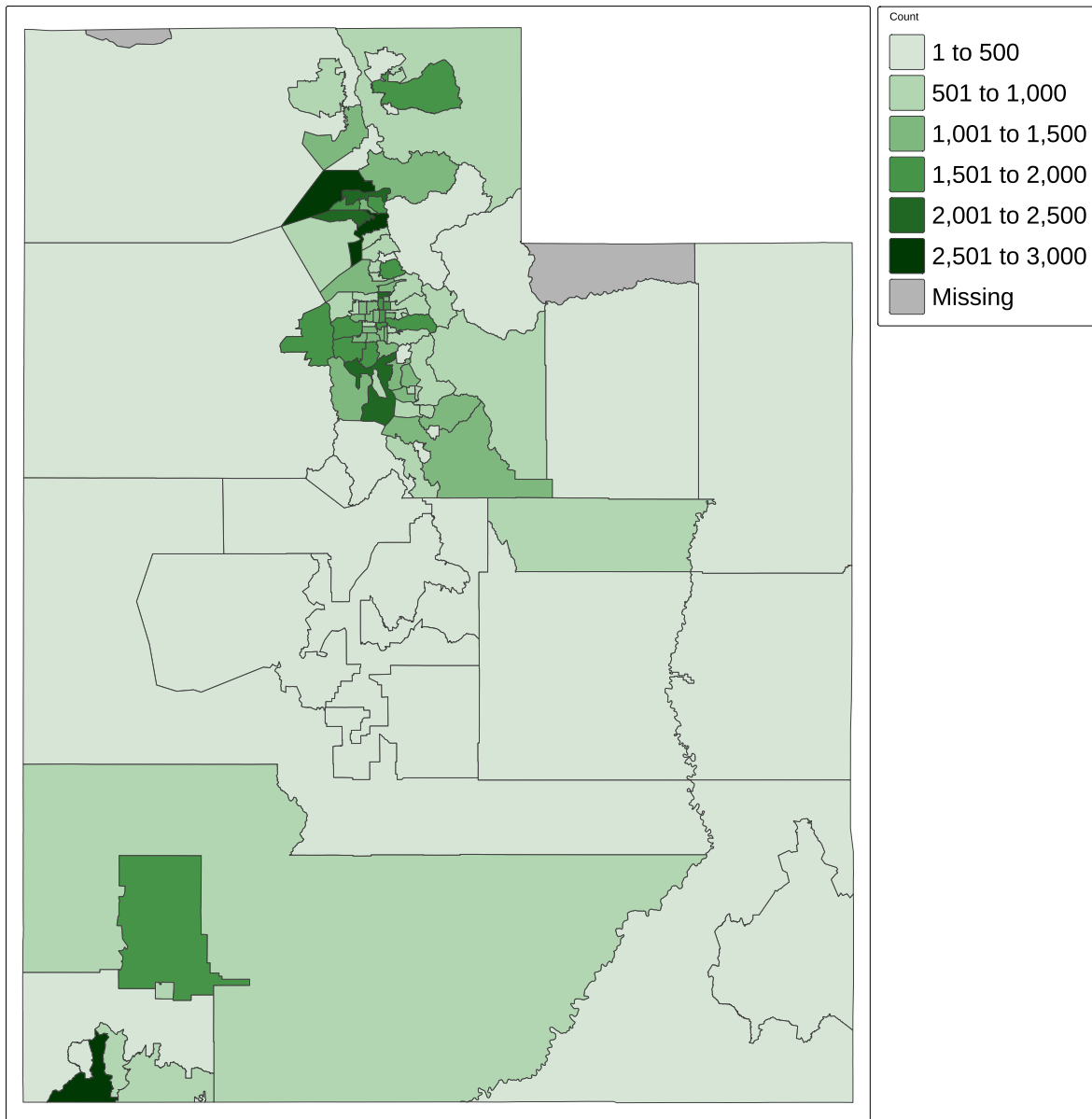
Number of each type of cannabis facility per county

County	Cultivator	Tier 1 processor	Tier 2 processor	Independent testing lab
Salt Lake		4		
Box Elder	3	3		
Tooele	2	2		
Davis	1	2		
Utah	1	2		1
Sanpete	1	1		
Wasatch		1		
Weber	2		1	
Sevier	1			

Patient information

Patient counts by small area boundary

See [this document](#) for more information on what determines small area boundaries.

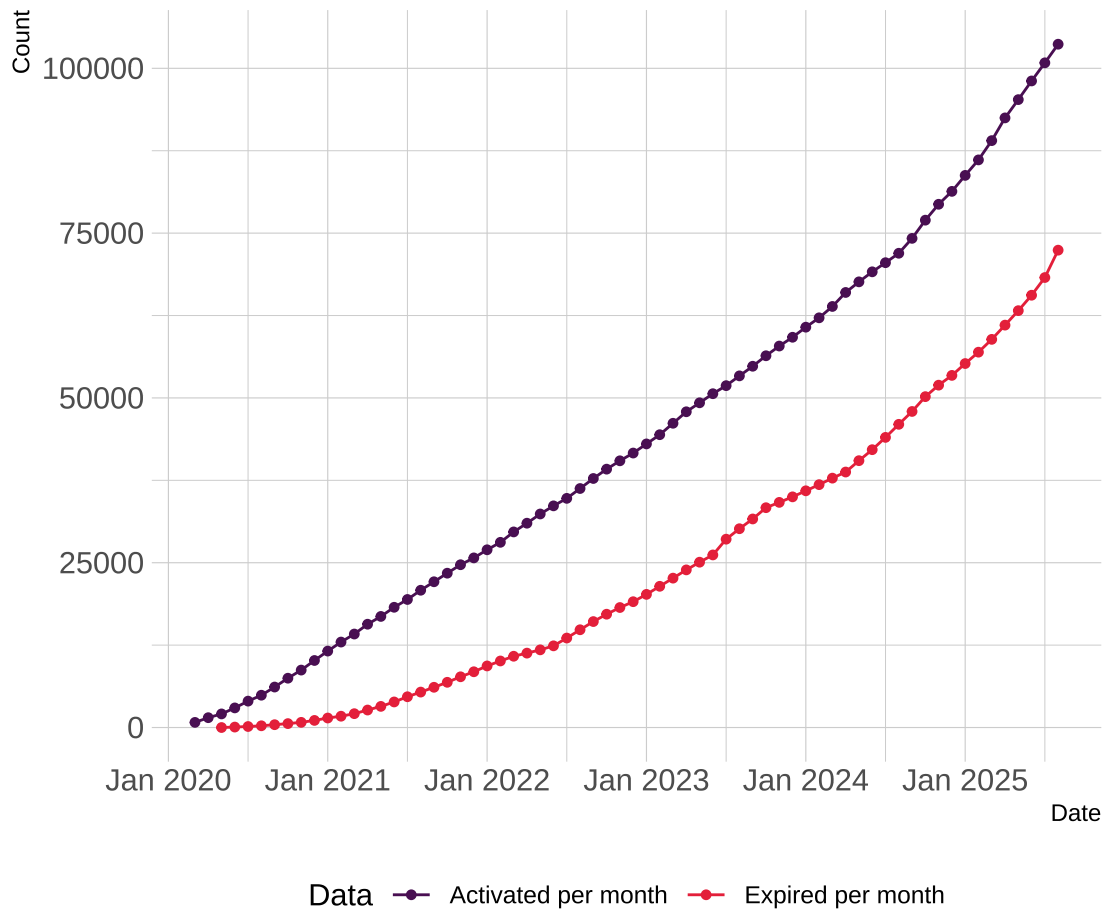




Medical cannabis cardholder growth

Cumulative current active and expired patients

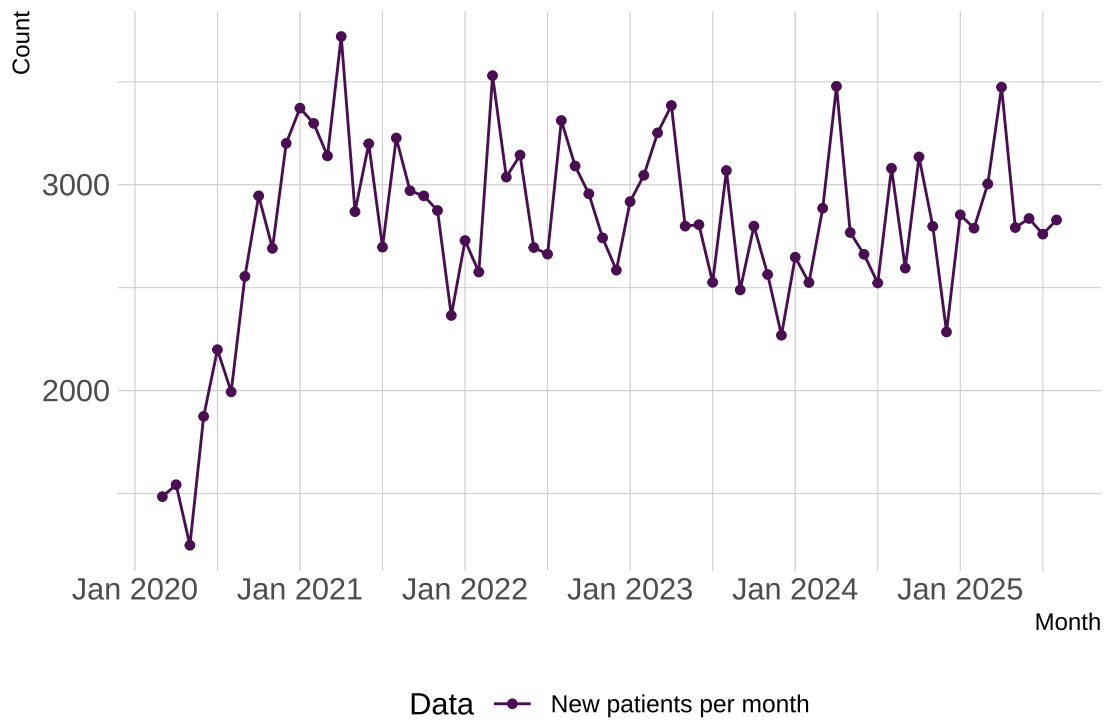
Note that these counts are based on the patient's current status (Expired or Active) as of querying the data. Because these counts are based on current status, counts per month may change on subsequent reports.





New patients per month

The new patients per month can be in any status - active, expired, pending renewal, etc.

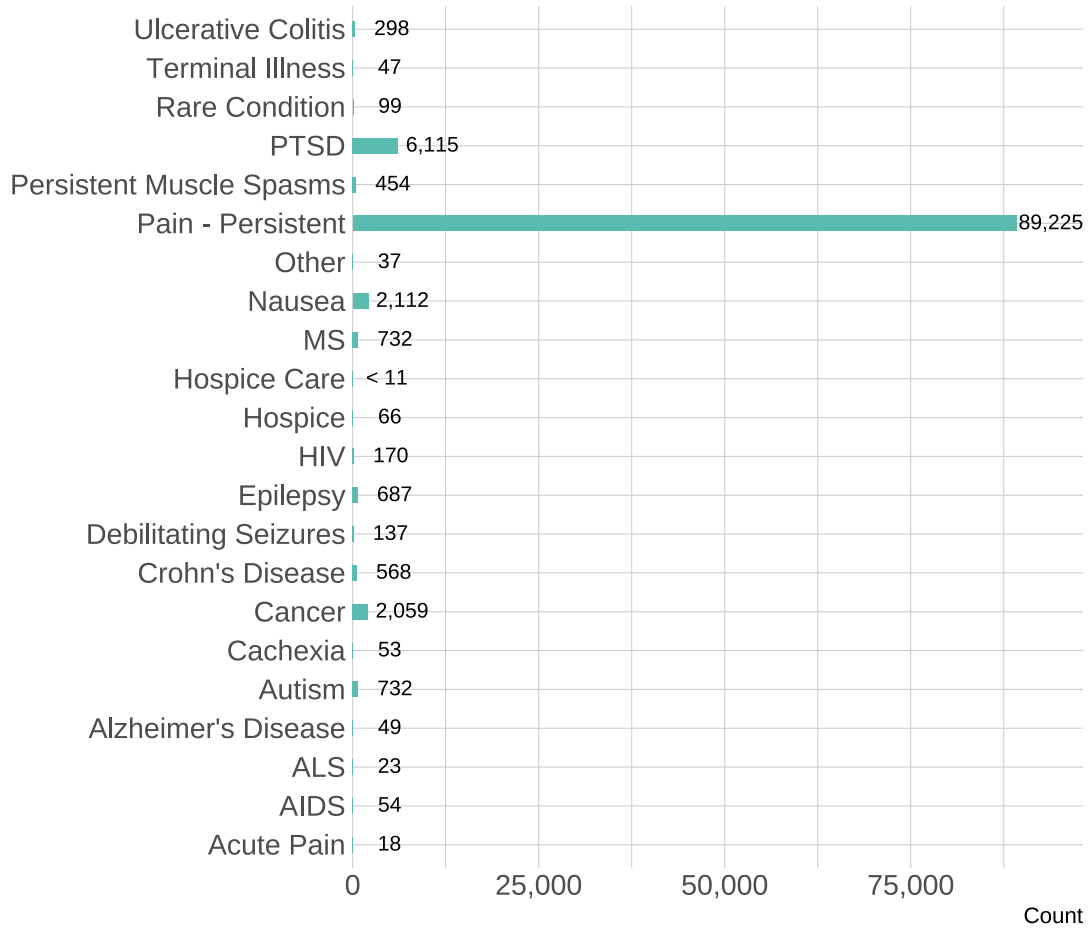


Patient age groups

Detail	Count	Percent of patients
13 and Under	19	0.02
14-17	22	0.02
18-20	42	0.04
21-30	22,701	21.88
31-40	27,075	26.10
41-50	23,219	22.38
51-64	19,245	18.55
Over 65	11,413	11.00
Total	103,736	100.00



Qualifying conditions

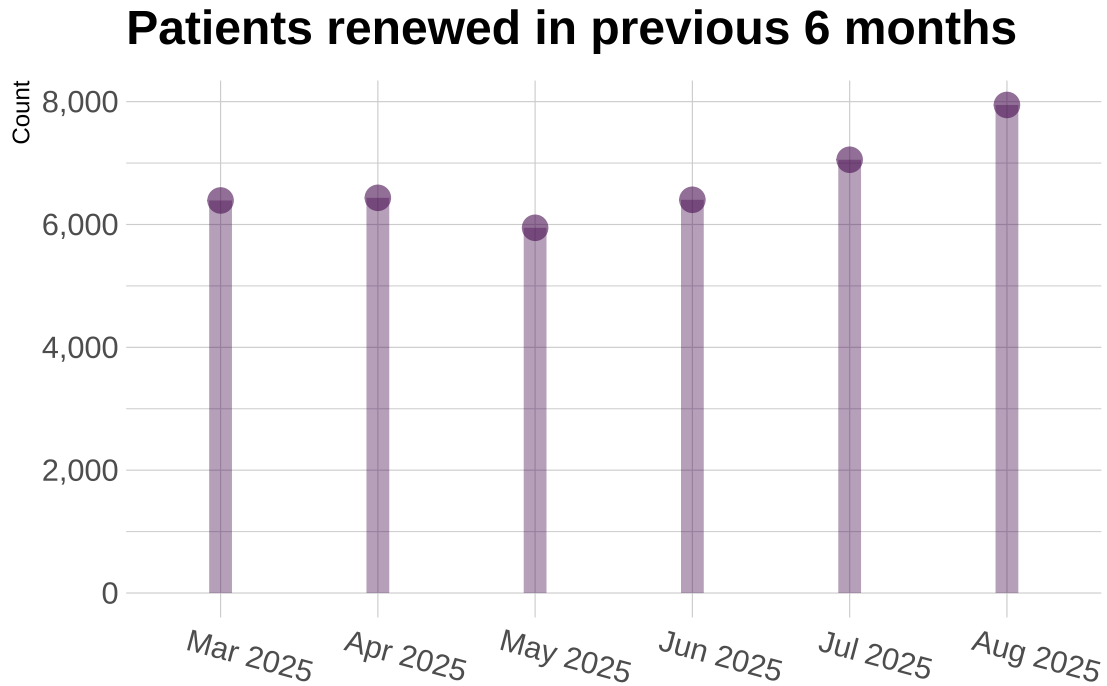




Patient activity metrics

Patient renewals per month

This chart counts the renewal per patient based on only their most recent renewal.



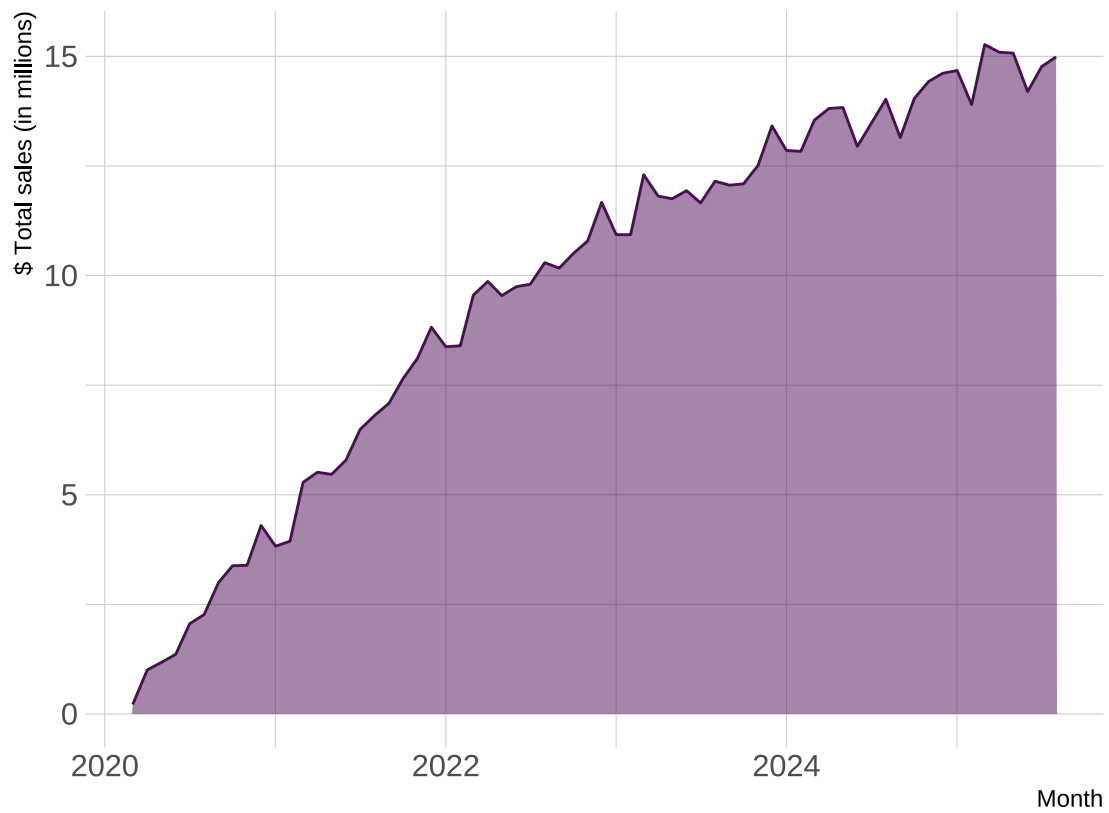
Patient purchase history

Timeframe	Purchases	Patients
Last 30 Days	1 or more	57,463
Last 30 Days	2 or more	32,706
Last 30 Days	3 or more	19,910
Last 30 Days	4 or more	12,680
Last 60 Days	1 or more	71,259
Last 60 Days	2 or more	49,754
Last 60 Days	3 or more	36,677
Last 60 Days	4 or more	28,018
Last 90 Days	1 or more	78,679
Last 90 Days	2 or more	59,645
Last 90 Days	3 or more	46,879
Last 90 Days	4 or more	37,795



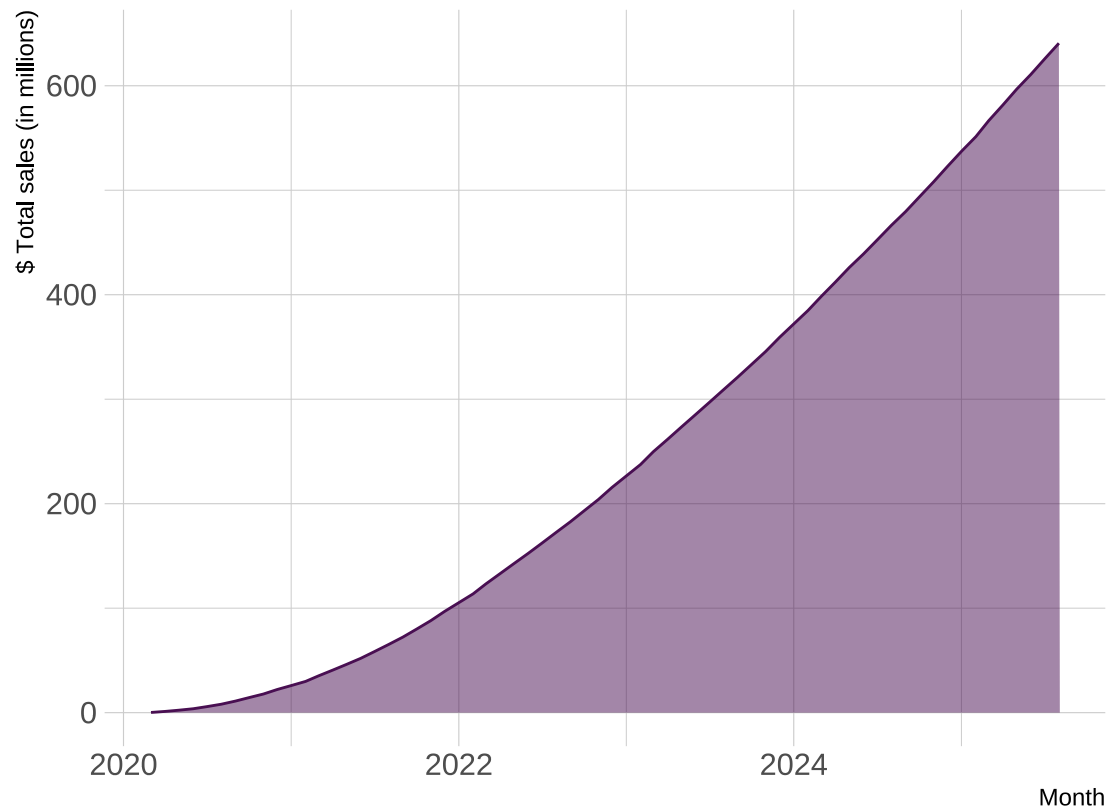
Transactions and sales

Month-to-month sales in \$



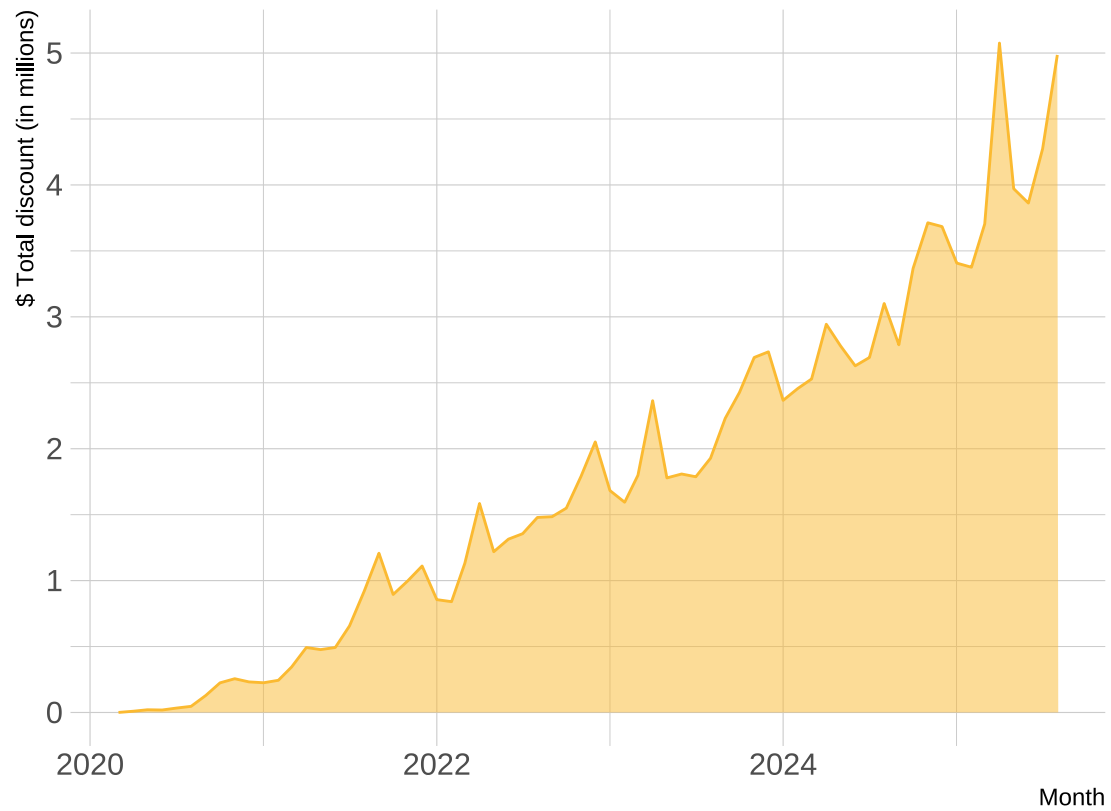


Cumulative sales in \$





Total order discount at pharmacies



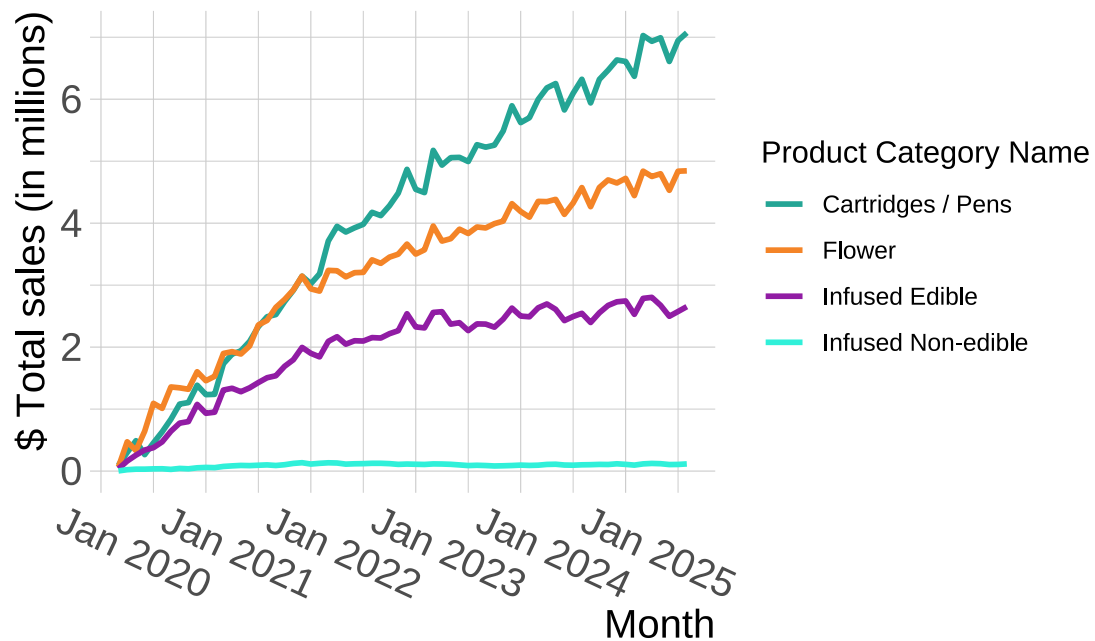


Products sold by type

Totals for this month

Product Category Name	Total Sales	Product Subtypes
Cartridges / Pens	\$7,071,500	Vape Cartridges, Vape Pens
Flower	\$4,844,400	Buds, Finished Flower, Pre-Pack
Infused Edible	\$2,652,900	Gummies, Lozenges, Oils, Sprays, Liquid Suspensions, Capsules, Pills
Infused Non-edible	\$115,600	Balms, Gels, Lotion, Patches, Salves, Topical
Non Medicated	\$119,800	Pens, Vaporizers, Devices, Grinders, Batteries, Cases

Sales per type over time in \$





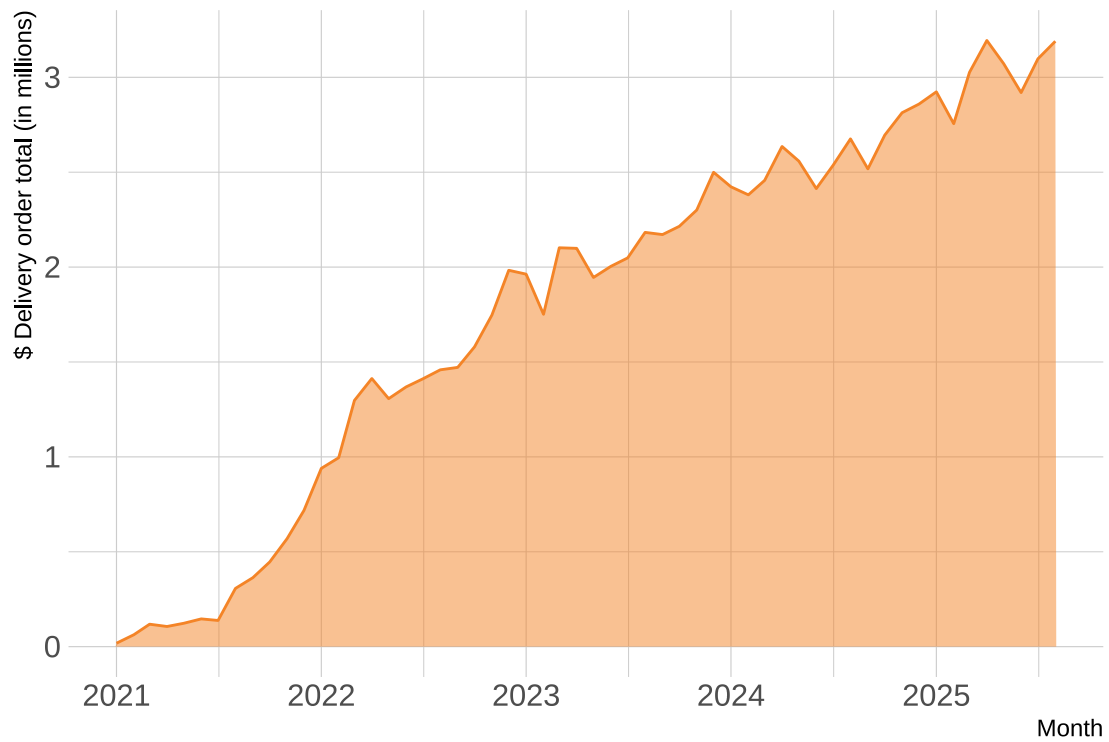
Companies offering delivery to each county

County	Home Delivery Rural		Home Delivery Urban			Courier			
	Dragonfly Wellness-Price	The Flower Shop-Logan	Dragonfly Wellness-SLC	The Flower Shop-Ogden	Wholesome Therapy LLC	Melly Go	Beehive Delivery, LLC	SAPA Connect	Wholesome Direct
Beaver									Yes
Box Elder		Yes		Yes					Yes
Cache		Yes							Yes
Carbon	Yes								Yes
Davis			Yes	Yes	Yes		Yes	Yes	
Duchesne									Yes
Emery									Yes
Grand & Emery									Yes
Heber & Kamas Area									Yes
Iron									Yes
Juab									Yes
Millard									Yes
Morgan				Yes					Yes
Piute & Sevier									Yes
Salt Lake			Yes	Yes		Yes	Yes	Yes	Yes
Sanpete									Yes
Summit						Yes			
Tooele			Yes			Yes	Yes	Yes	Yes
Uintah									Yes
Utah						Yes			Yes
Washington									Yes
Weber			Yes	Yes				Yes	



Delivery in \$

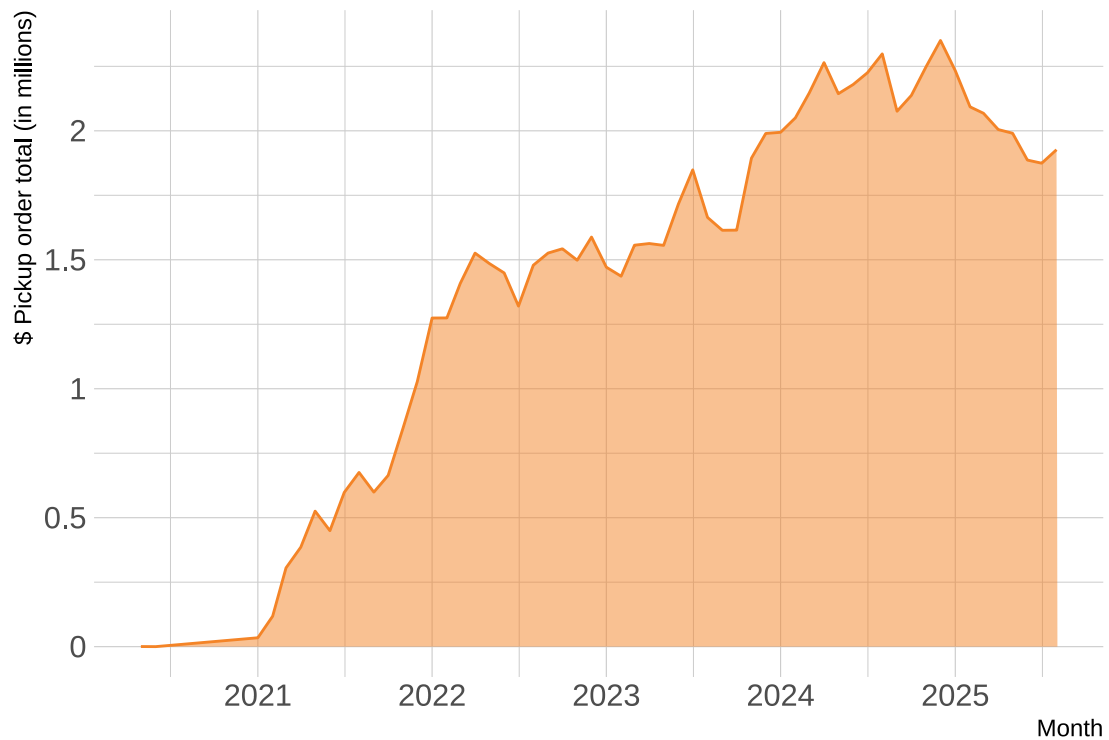
Delivery order totals





Pickups in \$

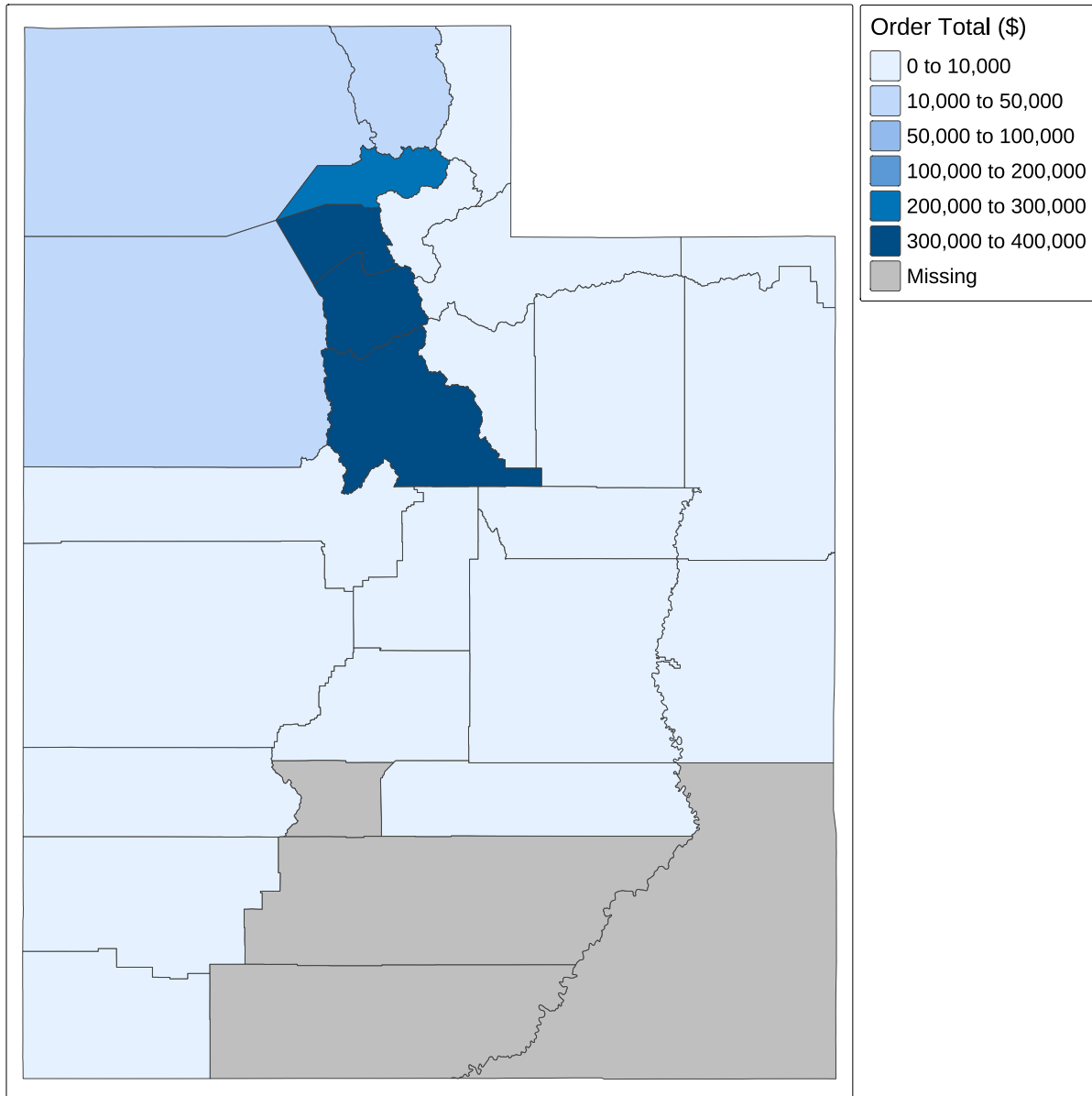
Pickup order totals





Pickups by county

Pickups per county for month. Note that pickups are items ordered online, then picked up at the store.





Registered recommending medical providers (RMP) information

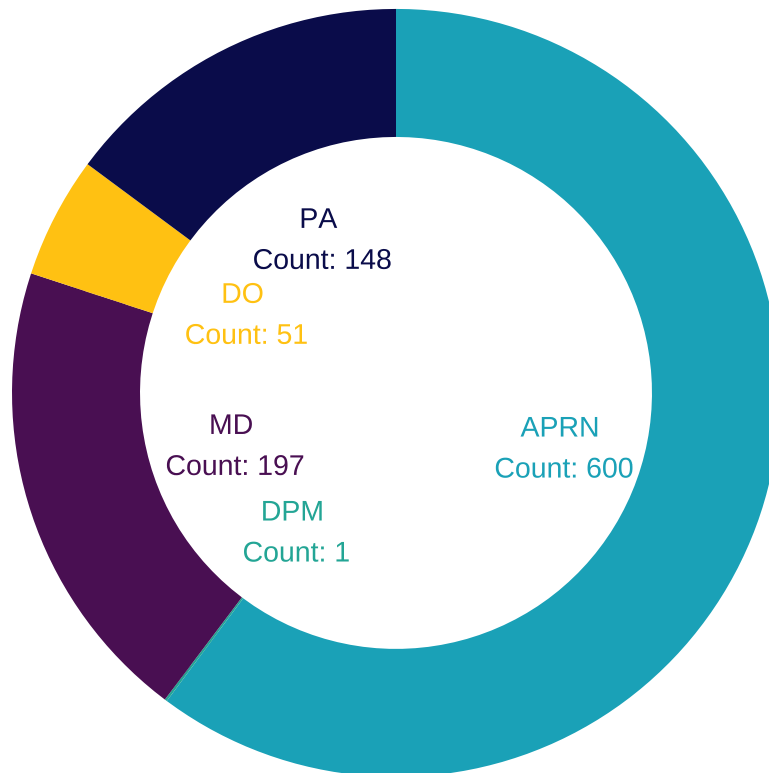
Registered RMPs by county

Estimates based on most recently entered office address for each registered RMP.

Detail	Count
Salt Lake	475
Utah	167
Washington	76
Weber	75
Davis	73
Cache	25
Other	19
Tooele	14
Summit	13
Wasatch	11
Iron	10
Box Elder	9
Duchesne	5
Sevier	5
Carbon	4
Uintah	4
Grand	3
Sanpete	3
Emery	2
Juab	2
Kane	1
Millard	1



Registered RMPs by license type





Cannabis production

Number of initial and renewal applications

Month's facility application changes	Count
New applications	0
Renewal applications	3
Revoked licenses	0

Products sent to pharmacy for sale to patients

Over the last month, licensed medical cannabis pharmacies received the following products from licensed medical cannabis processors.

Category	Sent qty (each)
Cartridges / Pens	143,481
Concentrate	637
Flower	83,856
Infused Edible	78,291
Infused Non-edible	2,661



Amount of cannabis that licensees grew

During August 2025, licensed medical cannabis cultivators harvested over 23,790 of medical cannabis plants spread over 247 planting batches. Over 13,962,367 grams of medical cannabis biomass were harvested (as measured on a wet basis):

Harvest date	Wet weight harvested (grams)	Number of plants harvested	Number of batches harvested
2025-08-01	170,032	180	3
2025-08-03	53,949	72	1
2025-08-04	2,174,744	2,169	87
2025-08-05	1,214,914	2,693	16
2025-08-08	920,803	1,664	1
2025-08-11	749,574	887	13
2025-08-12	1,923,573	3,342	17
2025-08-13	283,941	273	4
2025-08-15	130,700	207	2
2025-08-18	491,808	679	10
2025-08-19	1,192,085	2,508	19
2025-08-20	1,011,407	2,834	12
2025-08-22	257,100	709	1
2025-08-25	1,470,261	3,441	17
2025-08-26	689,859	772	4
2025-08-27	713,768	915	36
2025-08-28	513,849	445	4

Amount of cannabis that licensees manufacture into cannabis products

Medical cannabis biomass is used to manufacture various medical cannabis products such as prepackaged flower, vape cartridges, gummies, tinctures, concentrates (e.g., hash rosin, live resin, budder, wax), and other approved medicinal dosage forms. Subcategories of flower such as trim and fresh/frozen, are generally used in processing runs to make cannabis derivative products.

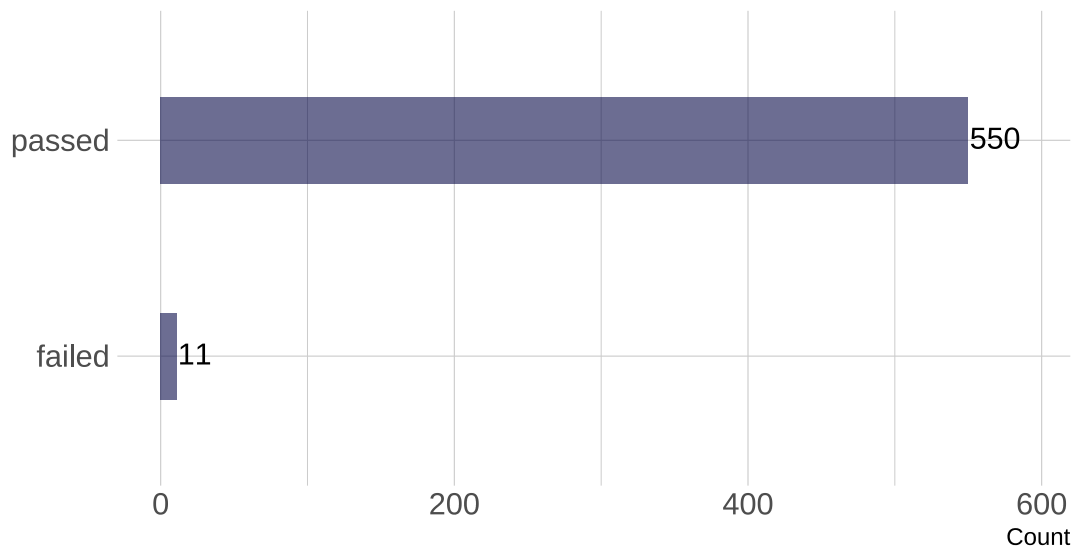
Category	Sent qty (grams)
Buds	798,392
Finished Flower	32,649
Flower Combined	660,734
Fresh/Frozen	438,655
Trim	892,139



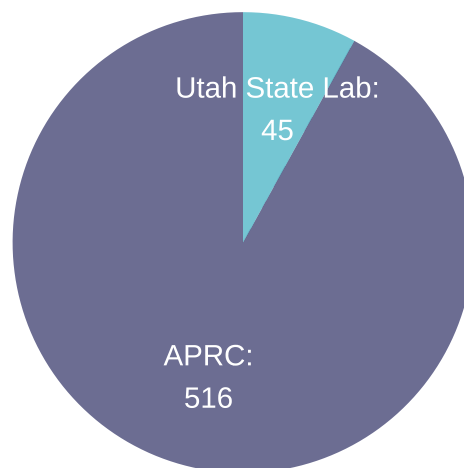
Cannabis and cannabis products the department tested & results of the tests performed

Over the last month, the Utah State Lab and APRC tested products in the following categories: Concentrate, Cartridges / Pens, Flower, Infused Edible, Infused Non-edible. The counts shown here are from the 19th of July to the 20th of August

Lab results by customer facilities



Lab results by lab facility





Inspections

Number of inspections performed at production establishments

Facility inspected	Count
Cultivation	2
Processor	7
Testing Lab	0
Product Label	10
Pharmacy	11
Courier	1

Number and types of violations found

Infractions	Count
Couriers	
No Infractions	0
Cultivation	
No Infractions	0
Pharmacy	
4-41a Infractions	1
R66-5-7. Security Standards.	1
Processor	
R66-2-4. Cannabis Processing Facility Requirements.	2
R66-2-8. Security Requirements.	2
R66-2-9. Inventory Control.	3
R66-2-13. Processing of Cannabis and Cannabis Product.	1
R66-2-15. Labeling and Packaging of Cannabis and Cannabis Product.	1
R66-2-16. Transportation.	1
R66-2-17. Recall Protocol	1
R66-2-22. Violation Categories.	1



Appendix

See zip file at <https://medicalcannabis.utah.gov/resources/reporting/> under 'Primary Data for Reporting' for csv files for the data presented in this report.

Definitions

- Pharmacy Agent: Employee at a Utah Medical Cannabis pharmacy
- Pharmacy Medical Provider (PMP): Pharmacist at a Utah Medical Cannabis Pharmacy
- Recommending Medical Provider (RMP): Utah-licensed physicians (MD, DO), advanced practice registered nurses, and physician assistants who are registered through the Utah Department of Health's Electronic Verification System (EVS) to recommend cannabis. RMPs may also submit recommendations using paper-only applications that do not require registering in EVS.
- Utah Department of Agriculture (UDAF): The Utah Department of Agriculture regulates Utah cannabis cultivators, processors, and manages lab testing.
- Utah Department of Health and Human Services (DHHS): The Utah Department of Health regulates medical cannabis pharmacies, medical recommendations, and patients.

Patient information

Data for patient, RMP, PMP, and pharmacy agent counts are obtained from the Electronic Verification System (EVS).



Patients by county

Counties with 11 or fewer patients will appear with NA counts.

Detail	Count
Salt Lake	42,171
Utah	16,252
Davis	11,597
Weber	10,739
Washington	5,412
Cache	3,699
Tooele	2,143
Box Elder	2,112
Iron	1,930
Summit	1,580
Wasatch	964
Carbon	955
Sanpete	640
Uintah	524
Sevier	422
Duchesne	385
Emery	323
Juab	292
Morgan	265
Millard	254
Beaver	213
Kane	191
Grand	182
Other	164
Garfield	140
Rich	60
San Juan	54
Wayne	34
Piute	20
Daggett	19



Patients by small area boundary table

Which boundary a patient resides in was determined using [UGRC's](#) geocoding API. These counts do not include PO Box addresses or addresses entered in a format that the API cannot parse. Boundaries with 11 or fewer patients will have NA as their count.

Cardholder growth

'New Patients Per Month' are new unique patient activations per month. Patients in these counts may no longer be active.

'Activated Per Month' Counts are based on *current* active patients. The month is determined by when they were first made active. Since these counts are based on current active patients, counts in previous months may change as patients expire and renew.

'Expired per Month' Counts are based on currently expired patients organized by the month of their most recent expiration.

The 'Renewals Per Month' is the count of unique patients who had a card renewed any given month. Patients who have never renewed are excluded.

'Activations and Renewals per Month' is the count of unique patients who had either a card activated or renewed any given month.

Delivery monthly

Delivery data is retrieved from MJ Freeway. Totals prior to November 2021 may be incomplete.

```
## # A tibble: 5 x 4
## # Groups:   Category [5]
##   Month      Category `Inventory Quantity` `Net Sales`
##   <date>      <chr>          <dbl>         <dbl>
## 1 2025-08-01 Cartridges / Pens      150500      7071000
## 2 2025-08-01 Flower                89100      4844000
## 3 2025-08-01 Infused Edible         86700      2653000
## 4 2025-08-01 Infused Non-edible       3200       116000
## 5 2025-08-01 Non Medicated          6400       120000
```